

VILLASIS WATER DISTRICT
Condensed Balance Sheet
As of April 30, 2016

ASSETS

Current Assets:

Cash and Cash Equivalents	P	9,047,454.52
Non-Current Assets - Sinking Fund		7,989,636.40
Trade and Other Receivables		3,902,275.62
Inventories		3,797,391.89
Prepayments		-
Total Current Assets	P	<u>24,736,758.43</u>

Non-Current Assets:

Property, Plant and Equipment (Net of Depreciation)		30,776,145.11
Total Non-Current Assets	P	<u>30,776,145.11</u>

TOTAL ASSETS	P	<u>55,512,903.54</u>
---------------------	---	-----------------------------

LIABILITIES and EQUITY

Current Liabilities:

Accounts payable	P	-
Inter-Agency Payables		161,825.92
Other Liability Accounts(Contractor's Security deposit B/P)		
Total Current Liabilities	P	<u>161,825.92</u>

Non-Current Liabilities:

Loans Payables	P	-
Other Long Term Debts		
Total Non-Current Liabilities		<u>-</u>
Total Liabilities	P	<u>161,825.92</u>


Deferred Credits	P	<u>663,998.54</u>
-------------------------	---	--------------------------

Equity


Government Equity	P	252,164.18
Donated Capital		540,426.00
Net Income/ (Loss)		2,644,207.83
Retained Earnings	P	51,250,281.07
Total Equity		<u>54,687,079.08</u>

TOTAL LIABILITIES and EQUITY	P	<u>55,512,903.54</u>
-------------------------------------	---	-----------------------------


Prepared by:


Leonides L. Gavina
Senior Corporate Accountant B

Certified Correct:


Ma. Conchita R. Cabading
Division Manager C

Approved by:


Susan Q. Sison
General Manager C

