

**VILLASIS WATER DISTRICT**  
Condensed Balance Sheet  
As of August 31, 2016

**ASSETS**

**Current Assets:**

Cash and Cash Equivalents	P	12,154,622.34
Non-Current Assets - Sinking Fund		8,011,072.29
Trade and Other Receivables		3,564,868.04
Inventories		3,625,980.32
Prepayments		-
<b>Total Current Assets</b>	P	<b><u>27,356,542.99</u></b>

**Non-Current Assets:**

Property, Plant and Equipment (Net of Depreciation)		30,513,369.73
<b>Total Non-Current Assets</b>	P	<b><u>30,513,369.73</u></b>

<b>TOTAL ASSETS</b>	P	<b><u>57,869,912.72</u></b>
---------------------	---	-----------------------------

**LIABILITIES and EQUITY**

**Current Liabilities:**

Accounts payable	P	-
Inter-Agency Payables		94,568.26
Other Liability Accounts(Contractor's Security deposit B/P)		-
<b>Total Current Liabilities</b>	P	<b><u>94,568.26</u></b>

**Non-Current Liabilities:**

Loans Payables	P	-
Other Long Term Debts		-
<b>Total Non-Current Liabilities</b>		<b><u>-</u></b>
<b>Total Liabilities</b>	P	<b><u>94,568.26</u></b>


<b>Deferred Credits</b>	P	<b><u>632,181.09</u></b>
-------------------------	---	--------------------------

**Equity**


Government Equity	P	252,164.18
Donated Capital		540,426.00
Net Income/ (Loss)		5,109,354.59
Retained Earnings	P	51,241,218.60
<b>Total Equity</b>		<b><u>57,143,163.37</u></b>

<b>TOTAL LIABILITIES and EQUITY</b>	P	<b><u>57,869,912.72</u></b>
-------------------------------------	---	-----------------------------


Prepared by:

  
Leonides L. Gavina  
Senior Corporate Accountant B

Certified Correct:

  
Marben A. Sante  
Acting Division Manager

Approved by:

  
Susan Q. Sison  
General Manager C







