

VILLASIS WATER DISTRICT
 Condensed Balance Sheet
 As of June 30, 2016

ASSETS

Current Assets:

Cash and Cash Equivalents	P	10,341,079.44
Non-Current Assets - Sinking Fund		7,989,636.40
Trade and Other Receivables		3,737,132.94
Inventories		3,909,407.90
Prepayments		-
Total Current Assets	P	<u>25,977,256.68</u>

Non-Current Assets:

Property, Plant and Equipment (Net of Depreciation)		30,513,857.67
Total Non-Current Assets	P	<u>30,513,857.67</u>

TOTAL ASSETS	P	<u>56,491,114.35</u>
---------------------	----------	-----------------------------

LIABILITIES and EQUITY

Current Liabilities:

Accounts payable	P	-
Inter-Agency Payables		90,481.64
Other Liability Accounts(Contractor's Security deposit B/P)		
Total Current Liabilities	P	<u>90,481.64</u>

Non-Current Liabilities:

Loans Payables	P	-
Other Long Term Debts		
Total Non-Current Liabilities		<u>-</u>
Total Liabilities	P	<u>90,481.64</u>


Deferred Credits	P	<u>645,079.94</u>
-------------------------	----------	--------------------------

Equity


Government Equity	P	252,164.18
Donated Capital		540,426.00
Net Income/ (Loss)		3,780,904.87
Retained Earnings	P	51,182,057.72
Total Equity		<u>55,755,552.77</u>

TOTAL LIABILITIES and EQUITY	P	<u>56,491,114.35</u>
-------------------------------------	----------	-----------------------------


Prepared by:


 Leonides L. Gavina
 Senior Corporate Accountant B

Certified Correct:


 Marben A. Sante
 Acting Division Manager

Approved by:


 Susan Q. Sison
 General Manager C

