

**VILLASIS WATER DISTRICT**  
**BALANCE SHEET**  
AS OF - June 30, 2017

	<u>Amount</u>	<u>Actual This Month</u>	<u>% to Total</u>
<b><u>ASSETS AND OTHER DEBITS</u></b>			
<b><u>CURRENT ASSETS</u></b>			
<b>Cash</b>			
Cash-Collecting Officer	2,000.00		0.00%
Working Fund	20,000.00		0.03%
Cash in Bank- Local Currency	-		0.00%
Cash in Bank - Current Account-Landbank- Urdaneta	2,771.48		0.00%
Cash in Bank - Current Account-Landbank- Rosales	14,519,831.07		22.80%
<b>Total</b>	<b>14,544,602.55</b>		<b>22.84%</b>
<b>Non-Current Assets</b>			
Cash in Bank - Fund Reserve sinking fund	7,698,813.36		12.09%
Cash in Bank - LBP- Fund Reserve	606,367.47		0.95%
Cash in Bank - Employee benefits - sinking fund	-		0.00%
<b>Total</b>	<b>8,305,180.83</b>		<b>13.04%</b>
<b>Receivable Accounts</b>			
Accounts Receivable	2,752,208.46		4.32%
Allowance for Doubtful Accounts	(81,009.86)		-0.13%
Accounts Receivable - Net	2,671,198.60		4.19%
<b>Total</b>	<b>2,671,198.60</b>		<b>4.19%</b>
<b>Other Receivables</b>			
Advances to Officers and Employees	-		0.00%
Accounts Receivable- Others	870,266.46		1.37%
<b>Total</b>	<b>870,266.46</b>		<b>1.37%</b>
<b>Inventories</b>			
Office Supplies Inventory	200,666.67		0.32%
Maintenance Supplies Inventory	162,840.84		0.26%
Other Inventories ( Construction and Service Connection Mat. Invty.)	3,062,063.49		4.81%
Chemicals and Filtering Supplies Inventory	10,559.30		0.02%
<b>Total</b>	<b>3,436,130.30</b>		<b>5.40%</b>
<b>Prepayments, Deposits and Deferred Charges</b>			
Other Deferred Charges	-		0.00%
<b>Total</b>	<b>-</b>		<b>0.00%</b>
<b>TOTAL CURRENT ASSETS</b>	<b>29,827,378.74</b>		<b>46.84%</b>
<b><u>PROPERTY, PLANT AND EQUIPMENT</u></b>			
<b>Land and Other Improvements</b>			
<b>Land</b>	<b>4,321,528.83</b>		<b>6.79%</b>
Structure and Improvements	2,699,087.23		4.24%
Accumulated Depreciation- Struc. and Improvements	(1,348,125.75)		-2.12%
<b>Total</b>	<b>5,672,490.31</b>		<b>8.91%</b>


**VILLASIS WATER DISTRICT**  
**BALANCE SHEET**  
AS OF - June 30, 2017

Plant, Buildings and Structures		
<b>Plant (UPIS)</b>	41,762,651.49	65.58%
Accumulated Depreciation- Plant	(19,337,052.32)	-30.36%
Buildings and Other Structures	1,350,804.96	2.12%
Accumulated Depreciation- Buildings and Other Structures	(922,482.63)	-1.45%
<b>Total</b>	<b>22,853,921.50</b>	<b>35.89%</b>
<b>Equipment and Machinery</b>		
Office and IT Equipment	2,081,999.49	3.27%
Accumulated Depreciation- Office Equipment	(1,387,005.24)	-2.18%
Land Transport Equipment	3,656,740.66	5.74%
Accumulated Depreciation- Land Transport Equipment	(1,999,732.54)	-3.14%
Other Machinery and Equipment	6,254,748.88	9.82%
Accumulated Depreciation- Other Machinery and Equipment	(3,324,507.34)	-5.22%
<b>Total</b>	<b>5,282,243.91</b>	<b>8.29%</b>
Furniture, Fixtures and Books		
Furniture and Fixtures	686,638.66	1.08%
Accumulated Depreciation- Furniture and Fixtures	(639,454.46)	-1.00%
<b>Total</b>	<b>47,184.20</b>	<b>0.07%</b>
Construction-in-Progress		
Construction-in-Progress- Plant	-	0.00%
<b>TOTAL PROPERTY, PLANT AND EQUIPMENT</b>	<b>33,855,839.92</b>	<b>53.16%</b>
 <b>TOTAL ASSETS AND OTHER DEBITS</b>	<b>63,683,218.66</b>	<b>100.00%</b>
	<u>Actual This Month</u>	
	<u>Amount</u>	
 <b><u>LIABILITIES, EQUITY AND OTHER CREDIT ACCOUNTS</u></b>		
<b><u>CURRENT LIABILITIES</u></b>		
<b>Payable Accounts</b>		
Accounts Payable	-	0.00%
<b>Total</b>	<b>-</b>	<b>0.00%</b>
<b>Inter-Agency Payables</b>		
Due to BIR	(87,711.75)	-0.14%
Due to GSIS	186,670.90	0.29%
Due to Pag-ibig	48,048.03	0.08%
Due to Philhealth	12,475.00	0.02%
Due to Provident Fund	5,661.20	0.01%
<b>Total</b>	<b>165,143.38</b>	<b>0.26%</b>


**VILLASIS WATER DISTRICT**  
**BALANCE SHEET**  
AS OF - June 30, 2017

<b>Other Payables</b>		
LBP salary loan-Employees	55,757.70	0.09%
<b>Total</b>	<b>55,757.70</b>	<b>0.09%</b>
<b>Loans/ Lease Payable</b>		
Current Portion of Long-Term Debt	-	0.00%
<b>Total</b>	-	0.00%
<b>TOTAL CURRENT LIABILITIES</b>	<b>220,901.08</b>	<b>0.35%</b>
<b>NON-CURRENT LIABILITIES</b>		
Loans Payable	-	0.00%
<b>TOTAL NON-CURRENT LIABILITIES</b>	-	0.00%
<b>TOTAL LIABILITIES</b>	<b>220,901.08</b>	<b>0.35%</b>
<b>DEFERRED CREDITS</b>		
Deferred Income from Penalty Charges	611,063.57	0.96%
<b>TOTAL DEFERRED CREDITS</b>	<b>611,063.57</b>	<b>0.96%</b>
<b>EQUITY</b>		
Government Equity	252,164.18	0.40%
Donated Capital	540,426.00	0.85%
Net Income (Loss)	5,175,087.87	8.13%
<b>Retained Earnings</b>	56,883,575.96	89.32%
<b>TOTAL EQUITY</b>	<b>62,851,254.01</b>	<b>98.69%</b>
<b>TOTAL LIABILITIES, EQUITY AND OTHER CREDIT ACCOUNTS</b>	<b>63,683,218.66</b>	<b>100.00%</b>


Prepared by:

  
**Jovita N. Llanos**  
Accounting  
Officer/Processor Designate

Certified Correct:

  
**Marben A. Sante**  
Acting Division Manager

Approved by:

  
**Susan Q. Sison**  
General Manager C





